


JOWA Consilium

ConsoliDator Multi-Channel Controller



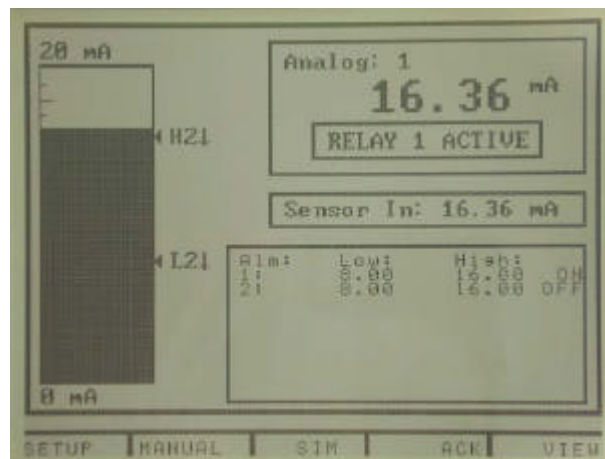
ConsoliDator Common Features

- Multiple screens show everything
- Master screen shows all inputs
- Individual screens for each input
- Multiple setup & programming screens
- Easy on-screen programming
- Panel or wall mounting
- Easy to read LCD screen
- Visible in direct sunlight
- Backlit for dimly lit areas
- Modbus RTU communication
- Transient voltage protection
- Powered from AC *and* DC

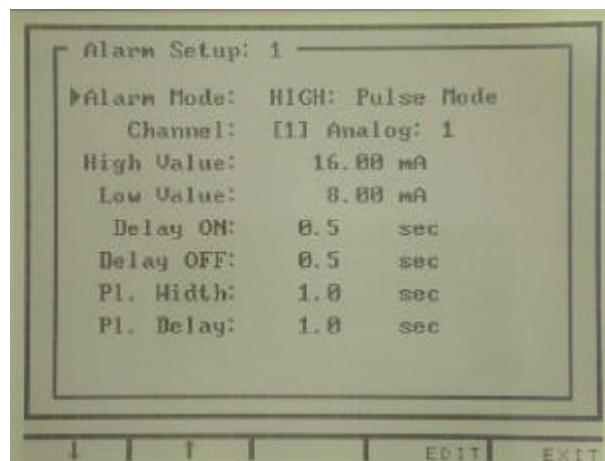
ConsoliDator 8 Specific Features

- Eight 4-20 mA inputs
- Four pulse inputs
- Four digital inputs
- Nine 10 A relays
- Two 4-20 mA outputs

Individual Screens for Each Input



On-Screen Relay Programming



ConsoliDator Multi-Channel Controller

SPECIFICATIONS

Except where noted all specifications apply to operation at +25°C

General

Display: LCD; 4.75" x 3.50" (120 x 89 mm) backlit

Display Update Rate: 2 seconds (0.5 Hz)

Enclosure: Powder-coated steel

Color: Warm gray

Programming method: Five front panel buttons

Power: AC: 90-264 V, 50/60 Hz, 20 VA & DC: 8-30 V, 15 W

Surge Protection: Analog inputs have chokes & TVSs
Power inputs have MOVs

Mounting: Panel or wall mount models

Connections: Removable screw terminals

Dimensions: (H x W x D)

Wall Mount: 8.75" x 8.00" x 3.00"
(222 mm x 203 mm x 76 mm)

Panel Mount: 8.66" x 9.36" x 3.10"
(220 mm x 238 mm x 79 mm)

Weight: 5.5 lbs (2.5 kg)

Environmental:

Operating Temp Range: 0 to 50°C (32 to 122°F)

Relative Humidity: 0 to 90% non-condensing

Warranty: 1 year parts & labor

Screen Displays

Numeric Display: Six digits, ±999999 or feet & inches

Engineering Units: ppm, gal, M, lbs, g/h, psi, ozs,
ft, mA, °C, °F, f&i, %, or user definable

Bargraph: 20 divisions

Numeric & Bargraph Screen:

Numeric Displays: Eight (user selectable)

Bargraphs: Eight (user selectable)

Individual Inputs Screen:

Numeric Display: 1 (w/ sensor input value in mA)

Bargraphs: 1 (with setpoint markings)

Relay Status: Low & high values and status

Process Inputs

Number: Eight

Input: 4-20 mA

Accuracy: ±0.03% of span ±1 Count

Short Circuit Protection: Current limited to 40 mA max

Transmitter Supply: 24 VDC @ 20 mA per input

Disclaimer:

This is not a specification and all information is provided in good faith. Since conditions of use are beyond the control of JOWA Consilium US, Inc., the information contained herein is without warranty, whether express, implied or otherwise. Final determination as to the suitability, merchantability or fitness of any information, material or product for a particular purpose, or any patent infringement, is the sole responsibility of the user. JOWA Consilium US, Inc. does not assume liability for injury arising from the use of the information, material or product, and assumes no liability for any damages, whether direct, indirect, consequential, special, incidental, punitive or otherwise. For additional information regarding JOWA Consilium US, Inc.'s limited warranty, refer to the Terms and Conditions that are currently in effect.

Pulse Inputs

Number: Four

Input: 100 mV to 15 Vp-p; 1 Hz to 10 kHz

Programmable Conversion Factor: 0.00001 to 999999

Totalizer: Calculates total based on rate

4-20 mA Analog Output

Number: Two, assign to any process or pulse input

Accuracy: ± 0.05% of reading (± 0.01 mA)

Output Loop Resistance: 10 to 300 ohms, 12 VDC min.

Isolation: Line power isolated to 1500 VAC

Modbus

Type: RS232 Modbus RTU

Relays

Type: SPDT (Form C) with built in MOVs

Number: Nine

Rating: 10 A @ 120/240 VAC resistive load;
1/3 HP @ 120/240 VAC inductive loads: 10 A @ 28 VDC
Voltage Load minimum: 50 mA for AC, 10 mA @ 5 VDC

Assignment: Any relay may be assigned to any channel
Multiple relays may be assigned to one channel
All relays are programmed independently

Cycle Monitoring: Controller tracks time relay has been active and number of times relay has cycled on/off

Time Delay: 0-999 seconds, on/off delays; programmable

Operation: (See the Operating Manual for additional details)

High or Low Alarm: Assign to analog or pulse channel for on/off relay control. 100% adjustable deadband.

Annunciator High or Low: Assign to analog or pulse channel for on/off relay control with reset capability from digital input switch. 100% adjustable deadband. Auto or manual reset.

Supervisory Alarm: Indicate CPU failure or analog input loss.

High or Low Pulse Action: Assign to analog or pulse input channel for pulsing on/off relay control. 100% adjustable deadband.

Trigger: Assign to pulse channel for indication of user-defined total increment. User selectable pulse width.

Lead-Lag Alternation (Sequence): Link multiple relays for sequential operation. Programmable override setpoints to turn on additional relays.

Pulse Width Modulation: Assign to analog or pulse channel for on/off signal modulated based on input. User selectable cycle time.

JOWA Consilium

JOWA Consilium US, Inc.

59 Porter Road

Littleton, MA 01460-1431 USA

Tel: 978-486-9800 Toll free: 800-861-1560

Fax: 978-486-0170 E-mail: info@jowa-consilium.com

www.jowa-consilium.com